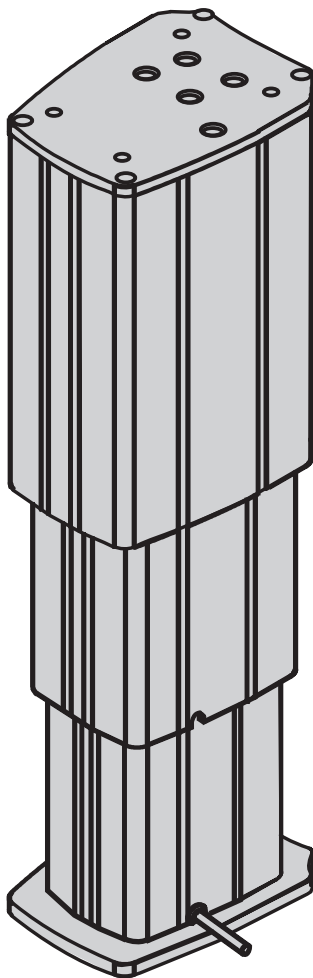
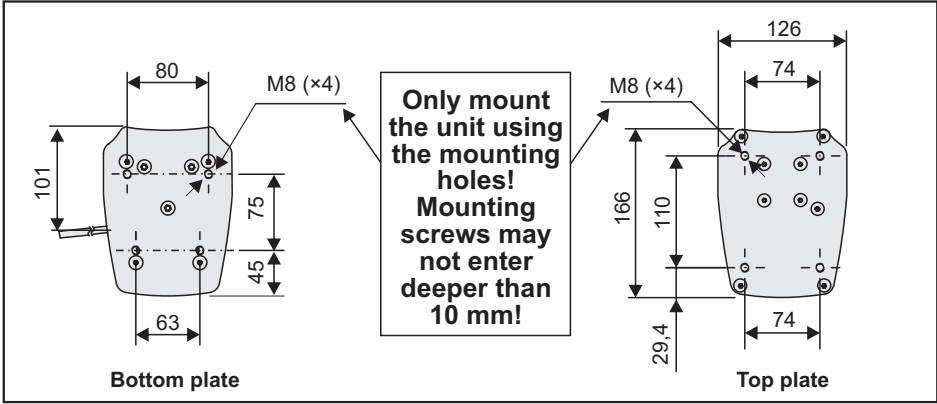


Installation manual for lifting columns LC1600, LC2000 and LC3000

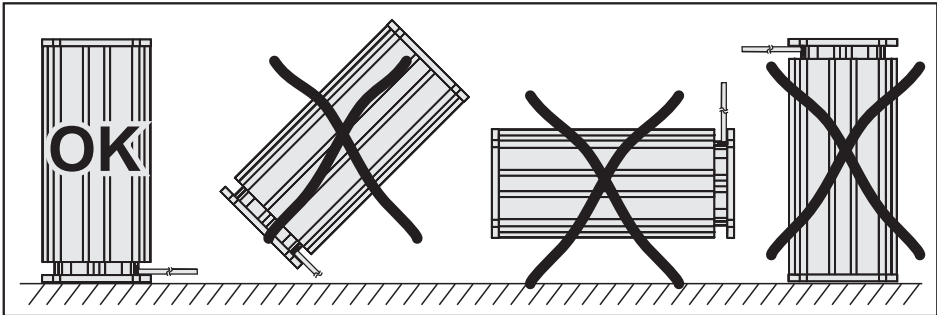


CE
24 VDC


Mounting plates



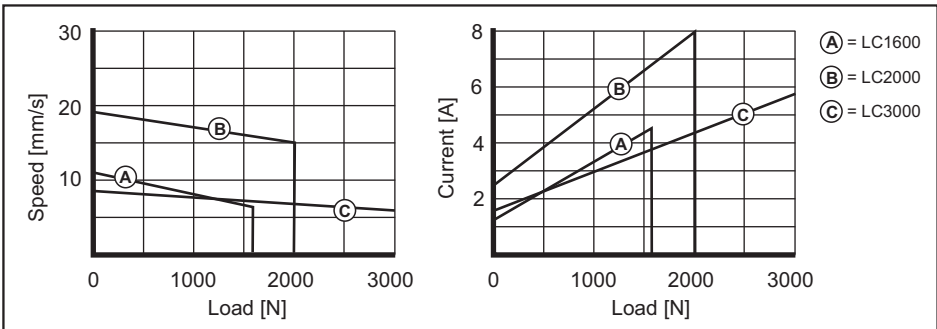
Basic mounting rules



Environment

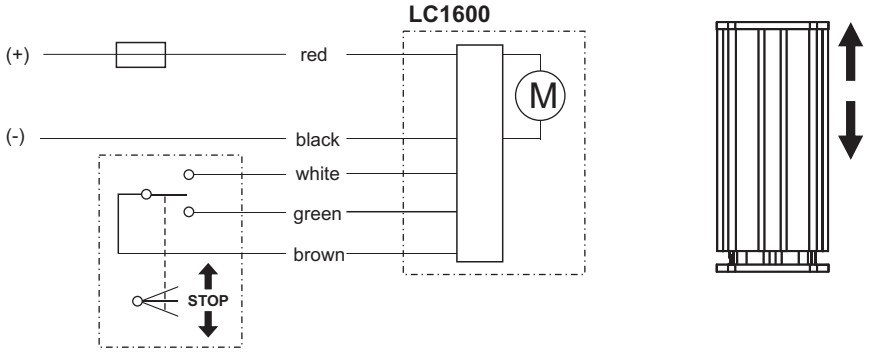


Performance data



Electrical connections

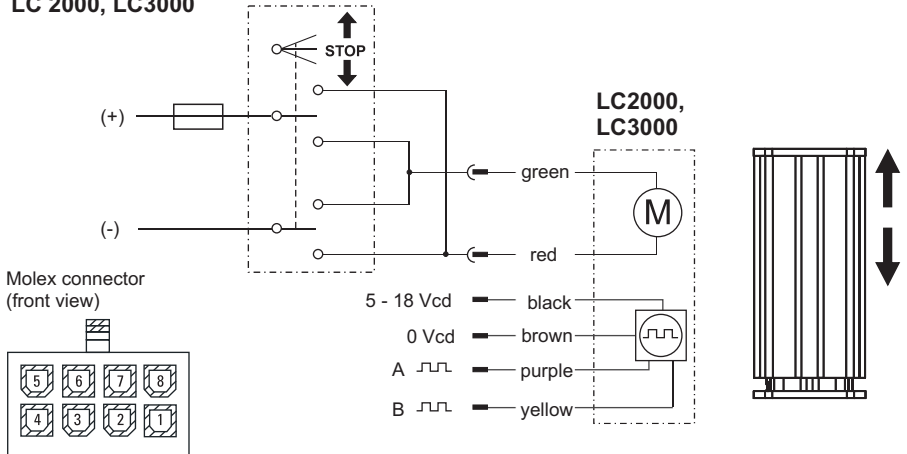
LC1600 with electronic limit switches (LX)



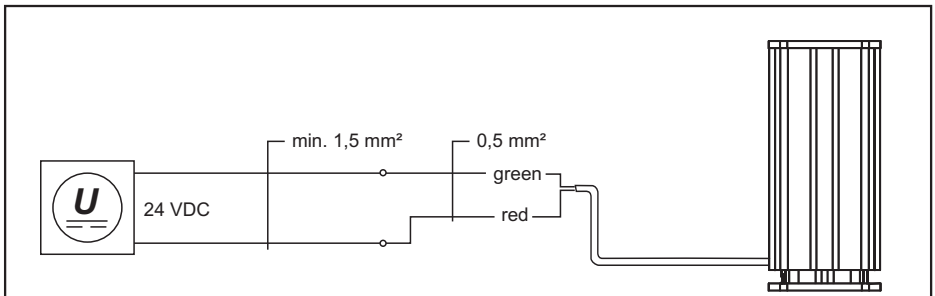
LC1600 with or without feedback (NE and NX)

Only use NE and NX versions together with the Thomson DCG actuator control!

LC 2000, LC3000



Wire cross section for motor leads



CAUTION!

Always turn the power off before working on the actuator or the wiring.

Technical data

	LC1600	LC2000	LC3000
Motor	DC-motor		
Supply voltage	24 Vdc		
Max. load	1600 N	2000 N	3000 N
Max. static load torque	500 Nm		
Max. dynamic load torque	200 Nm	150 Nm	400 Nm
Stroke tolerance*	0 – +4 mm		
Retracted length tolerance*	0 – -4 mm		
Max. current @ max. load	4,5 A	8 A	5,8 A
Max. speed @ min. load	11 mm/s	19 mm/s	8 mm/s
Mounting position	vertically with cable exit at floor level only		
Duty cycle	10 % @ 20° C	15 % @ 20° C	10 % @ 20° C
Max. on time	1 min.		
Ambient temperature	0 – + 40 °C		
Protection class	IP 44		
Lubrication	for life		
Self locking	yes		
Load holding brake	yes		
End of stroke protection	ELS**	internal mechanical limit switches	
Certificates	CE	CE EMC for med. appl.***	CE
Encoder option data	5 - 18 Vdc		
Supply voltage	6,62		
Pulses per mm/stroke	open kollektor		
Output type	Isource: ≤ 400µA		
Output current	Isink: ≤ 2mA		
Output voltage	Uout High: ≥ Usupply × 0,7		
	Uout Low: ≤ 1,5V		

* Tolerance of the ordered stroke and the ordered retracted length.

** ELS = electronic limit switches

*** Emmission EN 61000-6-3:2001, EN 60601-1-2:1993, EN 55011 Class B
Immunity: EN61000-6-2:2001, EN61000-4-2, EN 61000-4-3

Always install fuse and / or thermal breaker between motor and power supply to protect actuator, wiring and other items.

Thomson North America

Thomson, 203A West Rock Road
Radford, VA 24141 USA
Phone: 1-540-633-3549
E-mail: thomson@thomsonlinear.com

Thomson Europe

Thomson, Estridsväg 10
29109 Kristianstad, Sweden
Phone: +46 (0) 44-24 67 00
E-mail: sales.scandinavia@thomsonlinear.com

Thomson © 2017

DW110496gb-1707