



Optimized Motion for Food Processing Equipment
Advancing high-productivity applications with expertise and technology

www.thomsonlinear.com

THOMSON[®]
Linear Motion. Optimized.™



Application. Design. Performance.

Thomson optimizes every step in the creation of dependable and durable food processing equipment.

Thomson has decades of experience in supplying technologically superior components that allow application flexibility while pushing production efficiency. We also streamline the sourcing process for components that can be trusted for longevity, washability, corrosion-resistance and performance.

Today we optimize motion for the food-processing industry through:

Superior products. We have the broadest selection and readily provide standard, modified standard and full custom solutions. Thomson supplies and optimizes:

- Rodded and rodless actuators
- Linear bearings
- Ball and lead screws
- Linear guides (round and square rail)
- Micron® planetary gearheads
- Linear slides and systems
- Deltran clutches, spring-set brakes and resolvers

Superior technology. Our products perform as promised and over-deliver on quality and longevity. Thomson components can:

- Withstand caustic cleaning and demanding use without corrosion through use of 300-grade (303, 304, 316) stainless, UHMW coatings, Armalloy and many more options
- Provide 120 psi (8.3 bar) spray-rated washdown compliance
- Offer food-grade Lube-for-Life lubrication

Unbiased design solutions. Our unmatched product line breadth encourages designs that don't compromise. Our commitment to fully agnostic solutions ensures this. We have the capability to test your application load and movement profiles to develop optimal solutions. Plus, we bring 70 years of experience in product solutions. We also specialize in:

- Zero-setup products for speed-to-market and optimal installed cost
- Electric actuator conversion from hydraulic or pneumatic
- Easy-to-use online sizing and selection tools at www.thomsonlinear.com

Call on Thomson as a partner early in the design process to help you find the optimized motion solution for your application.

Integrate Our Expertise Into Your Design Process.

When experienced Thomson engineers contribute early in your design process, you optimize machine performance, life and cost. Leverage our capacity for analysis, modifications and white sheet solutions. Take advantage of smart standardization that gives you more flexibility and improved speed to market. Rest easy knowing that the results will be predictably excellent. Here are some of the keys:

WE DEVELOP standard platforms that make any design easily customizable.

WE PRODUCE zero set-up products to get our clients to market faster and more cost-effectively.

WE TEST extensively on your equipment to enable evaluation of our products in your application.

Couple these process advancements with our highly proven, highly engineered components and pre-assembled systems, and you've optimized your food processing machine project.

We Participate in a Wide Range of Food Processing Applications

Through world-class components and systems, decades of motion-control expertise and a global footprint that includes more than 2000 distributors, we contribute to a very wide array of food processing applications:

Accumulators
Bag fillers
Blenders
Capsule fillers
Choppers
Conveyors
Cookers
Cup fillers

Cutters
Deboners
Dumpers
Elevators
Extruders
Fillers
Form, fill and seal
Heat exchanges

Injectors
Loaders
Material handling/palletizers
Meat processing
Mixers
Ovens
Patty formers
Pick and place


Pouch machines
Presses/cutters
Scales
Separators
Slicers



Leverage our capacity for analysis, modifications and white paper solutions.



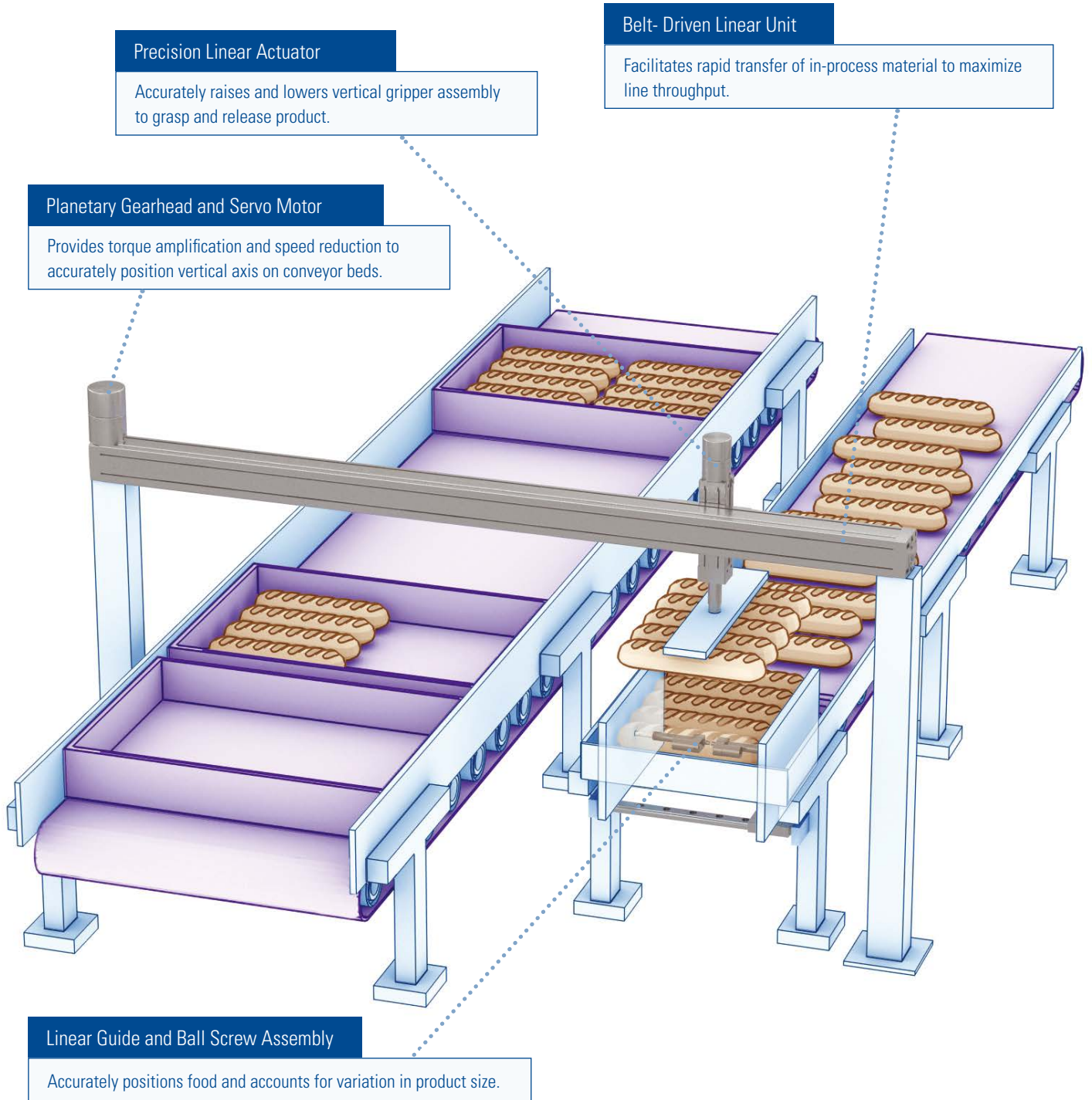
Trust our testing of your equipment to optimize your product application decisions.



Reach market faster with our zero-set-up products.

Bread robot

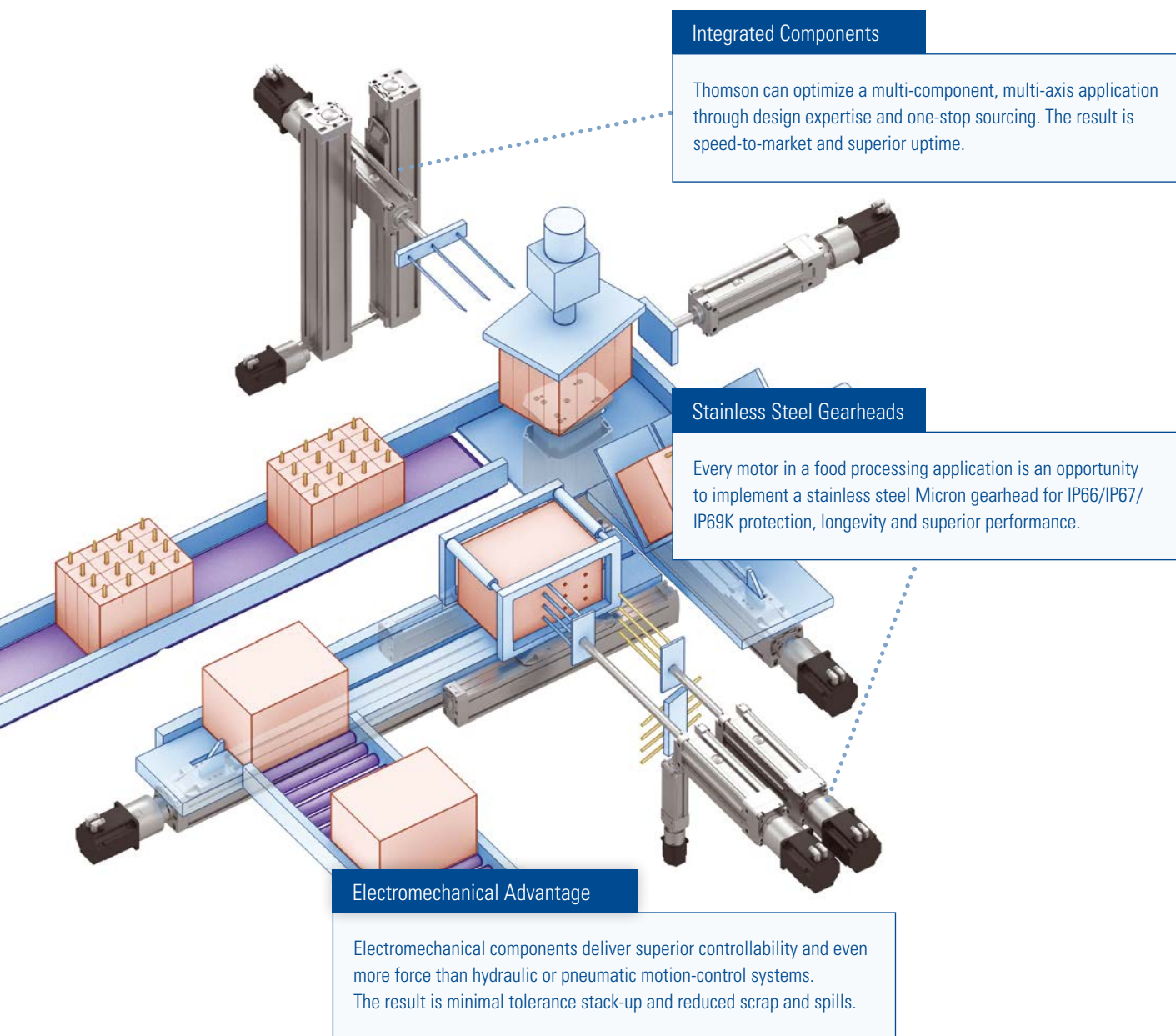
Two-axis packaging robots do considerable work in assembling and packing food items like baked goods, boxed cereal, boxed dairy products and mincemeat in trays. The system involves picking, placing, arranging and conveying individual items and the final packages. A wide range of Thomson components contribute to this vital food processing function, including ball screws, guides, full linear motion systems, and planetary gears and servo motors – all meeting strict washdown demands.



Skewer/Assembly

Thomson's components and solutions shine in high-throughput, multi-axis applications such as assembly lines with skewers. Skewer units employ gearheads and clutches, brakes and resolvers, and rodless actuators in optimal combinations. Skewer units can employ dual guides for raising and lowering, or these can be replaced with a single profile rail or two profile rails. These also employ clutches and gearboxes to complement the motor unit.

These multi-axis food-processing applications are tailor-made for Thomson's integrated solutions. Consult with us early in the design process to leverage our testing capacity, customized solutions, sourcing advantages and ability to collaborate with partner divisions. The result will be a better machine that is delivered more quickly.



Food Vending Machine

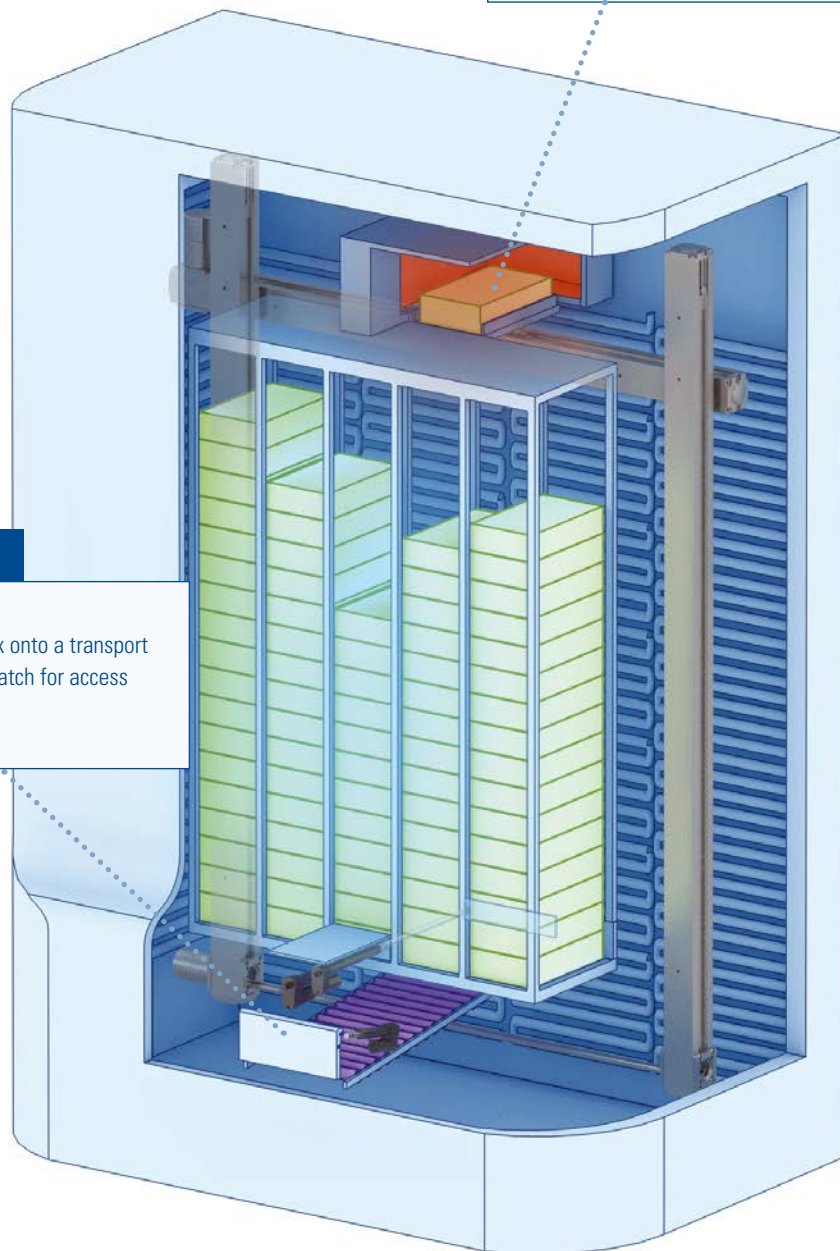
Actuators of multiple sizes, ball screws, gearheads and full linear motion systems combine to control the multiple stages in this application, where frozen dinner boxes are placed in a microwave and heated before being delivered to a hatch for the customer. Here, as with a food packaging robot, ball screws can replace actuators in many cases to provide more customizability at reasonable cost.

Linear Actuator and Linear Motion System

The dinner box is pushed out of the freezer by a linear actuator and positioned sideways via a linear motion system, which is driven by a motor and a gearhead.

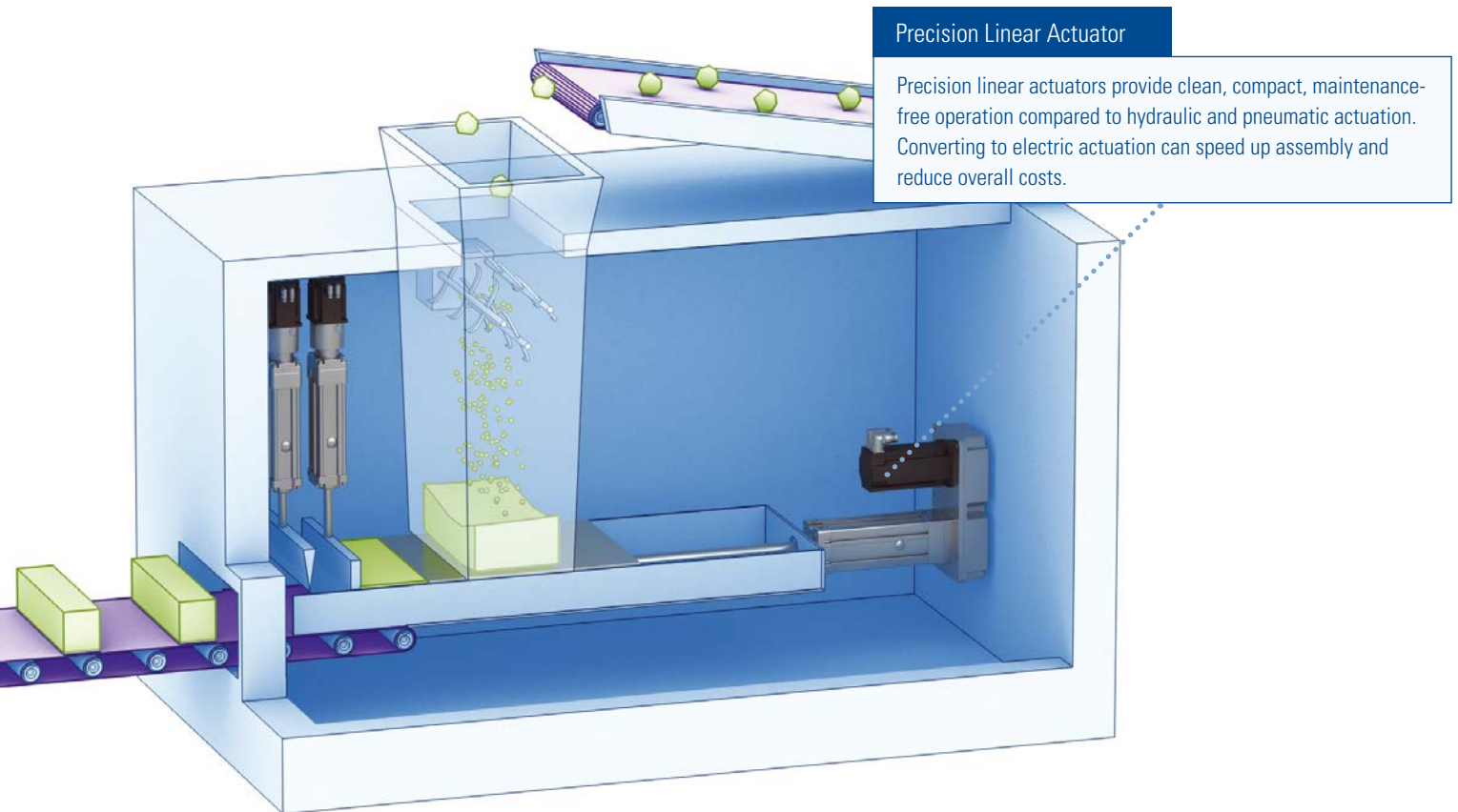
Actuators

Actuators push the dinner box onto a transport conveyor and also open the hatch for access by the customer.



Food Press

Food press applications can employ numerous Thomson components and fully engineered solutions. The press mechanism can make use of a high-load, rodded actuator with a friction break and feedback element. The stop block can be raised and lowered with the help of a linear actuator, and the slicer can employ a planetary gearbox and round rail linear guides – all resistant to corrosion and caustic cleaning elements. Underneath, a wrap-spring clutch helps index the motor driving the conveyor belt.



Deboner

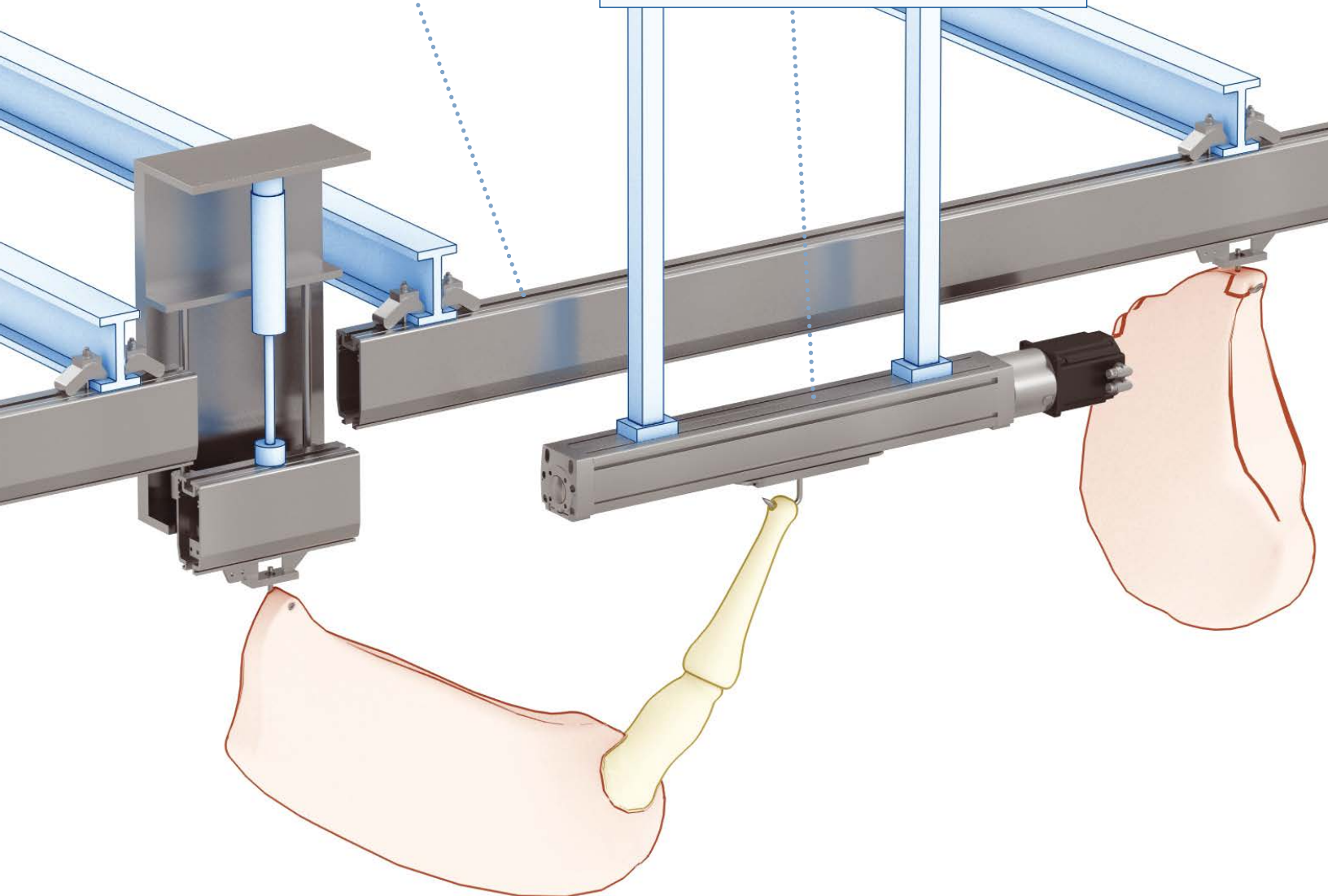
These heavy-duty positioning machines promote safety by handling the hard work of positioning carcasses for deboning. In this application, round rail linear guides are employed in an elevator that brings product to an overhead monorail crane system. Horizontal motion is driven by a zero-setup linear motion assembly with a stainless steel Micron gearhead. These components must be extremely durable and withstand high-pressure, caustic washdowns to ensure food safety.

Crane System

The monorail crane system is modular, lightweight, and simple and fast to install.

Linear System

As an alternative to pre-assembled systems, Thomson offers the widest available family of linear guides and components to construct custom linear systems.



Employ Superior Thomson Components

Leading-edge food-processing technology is built on leading-edge motion components, starting with minute engineering details we've mastered over decades of intense work. From patented anti-backlash technology for lead nuts to proprietary processing for roll-forming, our components are built to over-deliver.



OPTIONAL

- Stainless Steel Protection
- Wash-Down or/and Chemical Protection
- Customization

PROFILE RAIL

With sizes ranging from our ultra compact 5 mm MicroGuide™ to the robust 65 mm 500 Series roller, as well as compliancy ranging from our self-aligning T-Series (transport profile rail) to the extremely rigid, machine-tool-grade roller profile rail, Thomson is your one-stop source for all profile rail.

ROUNDRAIL LINEAR GUIDES & COMPONENTS

While shafts may appear the same, there are significant performance differences due to the manufacturer's selected standards and the manufacturing processes used to achieve them. Combine Thomson's unique design advantages with our tremendous on-hand stock, and you will have the tools to deliver the difference.

LEAD, BALL & GLIDE SCREWS

Thomson lead screws are the "just right" solution for many applications, and the patented zero-backlash nut technology provides excellent repeatability with high stiffness and extremely low drag torque.

For more demanding applications, we offer the most complete line of industrial ball screws in the industry. Our broad product offering and years of application expertise allow us to provide the right solution to meet your unique application requirements.

Part linear bearing, part lead screw, the unique Glide Screw™ combines the best features of these products into an easy-to-install, one-part solution. In addition, the Glide Screw eliminates alignment issues and comes standard with Thomson's patented Lube-for-Life technology for zero maintenance.

LINEAR ACTUATORS & MOTORIZED LEAD SCREWS

Our linear actuators are designed for rugged, reliable linear motion applications. Numerous choices in stroke, load, motor type, feedback, limits and control options make them very versatile. If you can't find the actuator to meet your application needs, call us for an actuator built to your specifications. We build more custom actuators than anyone in the world.

Our motorized lead screws combine a hybrid stepper motor and a precision lead screw in one compact envelope. Patent-pending Taper-Lock technology allows quick decoupling and secure, properly aligned connections. The result is a smaller, simpler and more precise overall design.

Leverage Our Ability To Modify or Customize

Our application expertise is deep, and our product portfolio is very broad. The result: we can modify our standard products to any degree in a short timeframe. Similarly, we have the design and engineering expertise and technical knowledge to quickly deliver white sheet solutions for virtually any need. From standard products to modified standard to custom products, we can deliver what you conceive.



- Stainless Steel Protection
- Wash-Down or/and Chemical Protection
- Customization

LINEAR MOTION SYSTEMS & LIFTING COLUMNS

Our linear motion systems can be used virtually anywhere. They can support and move a range of loads and provide high precision and tight tolerances. Pre-engineered, pre-assembled, ready to install, our systems support loads with ball guides, slide guides or wheel guides and actuation with either ball screw, lead screw or belt drive. Easy to use sizing and selection tools as well as 3D models are available at www.linearmotioneering.com.

Thomson lifting columns provide modern design, high performance, and safe operation. Along with maintenance free life, easy installation, and light weight, these lifting columns are a first choice for domestic, medical, and work place applications.

GEARHEADS

Planetary gearheads are used on high-precision, motion control applications that require a high torque-to-volume ratio, high torsional stiffness and low backlash. Thomson offers these precision planetary gearheads for all duty cycles and all with RediMount-compliant mounting systems. Web-based sizing, selection, pricing and 3D models of Micron gearheads are available at www.micronmotioneering.com.

PRECISION LINEAR ACTUATORS

The compact design and the high load, accuracy and speed capacities of our precision linear actuators make them ideal for flexible integration in tight areas. These high-performance actuators come in several models and sizes with a broad range of options and accessories to meet the requirements of your application.

The EC and ECT Series are designed for heavier loads and are perfect for hydraulic replacement in the toughest environments.

The smaller PC Series is designed for drop-in replacement of pneumatic cylinders making, the shift to electrical actuation and control easy and fast.

CLUTCHES AND BRAKES

Our brake and clutch products are working in a wide range of applications specific to the food and beverage packaging industries. These products set the solid foundation for the broad range of standard and custom products currently available to our customers.

USA, CANADA and MEXICO

Thomson
203A West Rock Road
Radford, VA 24141, USA
Phone: 1-540-633-3549
Fax: 1-540-633-0294
E-mail: thomson@thomsonlinear.com
Literature: literature.thomsonlinear.com

EUROPE

United Kingdom

Thomson
Office 9, The Barns
Caddsdow Business Park
Bideford
Devon, EX39 3BT
Phone: +44 (0) 1271 334 500
E-mail: sales.uk@thomsonlinear.com

Germany

Thomson
Nürtinger Straße 70
72649 Wolfschlugen
Phone: +49 (0) 7022 504 0
Fax: +49 (0) 7022 504 405
E-mail: sales.germany@thomsonlinear.com

France

Thomson
Phone: +33 (0) 243 50 03 30
Fax: +33 (0) 243 50 03 39
E-mail: sales.france@thomsonlinear.com

Italy

Thomson
Largo Brughetti
20030 Bovisio Masciago
Phone: +39 0362 594260
Fax: +39 0362 594263
E-mail: info@thomsonlinear.it

Spain

Thomson
E-mail: sales.esm@thomsonlinear.com

Sweden

Thomson
Estridsväg 10
29109 Kristianstad
Phone: +46 (0) 44 24 67 00
Fax: +46 (0) 44 24 40 85
E-mail: sales.scandinavia@thomsonlinear.com

ASIA

Asia Pacific

Thomson
E-mail: sales.apac@thomsonlinear.com

China

Thomson
Rm 2205, Scitech Tower
22 Jianguomen Wai Street
Beijing 100004
Phone: +86 400 6661 802
Fax: +86 10 6515 0263
E-mail: sales.china@thomsonlinear.com

India

Thomson
c/o Fluke Technologies Pvt. Ltd.
#424, Deodhar Center,
Marol Maroshi Road,
Andheri – E, Mumbai – 400059 India
Phone: +91 22 29207641
E-mail: sales.india@thomsonlinear.com

Japan

Thomson
Minami-Kaneden 2-12-23, Suita
Osaka 564-0044 Japan
Phone: +81-6-6386-8001
Fax: +81-6-6386-5022
E-mail: csjapan@scgap.com

Korea

Thomson
F7 Ilsong Bldg, 157-37
Samsung-dong, Kangnam-gu,
Seoul, Korea (135-090)
Phone: +82 2 6917 5049
Fax: +82 2 528 1456
E-mail: sales.korea@thomsonlinear.com

SOUTH AMERICA

Brazil

Thomson
Av. Tamboré, 1077
Barueri, SP – 06460-000
Phone: +55 (11) 3616-0191
Fax: +55 (11) 3611-1982
E-mail: sales.brasil@thomsonlinear.com

www.thomsonlinear.com

Food_Processing_Motion_CPEN-0020-01A | 20160615TJ

Specifications are subject to change without notice. It is the responsibility of the product user to determine the suitability of this product for a specific application. All trademarks property of their respective owners. © Thomson Industries, Inc. 2016


Linear Motion. Optimized.™