

Miniature Components and Systems

Thomson performance, precision and reliability – in miniature form

Thomson - Your Single Source for Miniature Machine Components Engineered to Work Together

Thomson produces the widest selection of miniature linear and rotary components that are engineered to work together. This equates to faster design times, less installation problems, and higher performance and reliability.

The Thomson family of miniature products provide linear thrust and guidance or rotary motion control in the smallest packages available. They all benefit from Thomson's long experience in motion control engineering and have all the advantages and features offered for standard size products.

Thomson also provides customized solutions. Whether you need alternative materials, customized nut geometry, custom configured bearings, special end machining or mounting features, we have the solution.

Miniature Metric Linear Bearings



Compact and cost competitive, these bearings can help bring high-performance linear guidance to miniature equipment.

Miniature Metric Rolled Ball Screws

This line of rolled ball screws from Thomson are designed to offer industry leading capacity, smoothness and quiet operation. The design allows for simple customization and cost effectiveness.

Glide Screw™



By combining a lead screw and a linear guide, the Glide Screw allows designers to reduce the footprint of their equipment, improve uptime and reduce cost of ownership of the end product.

The Thomson Advantage

Smaller components enable designers to reduce the size and weight of their end product, resulting in products that are smaller, lighter and less expensive to produce. A smaller product will also reduce packaging and transportation cost, while lessening the overall environmental impact of the equipment. Choosing Thomson as your supplier brings some additional advantages as well.

Thomson Advantages	
Advantage	Benefits
Widest variety of miniature linear products on the market	<ul style="list-style-type: none"> • Expedited design time • Single source of engineering support • Consolidated supply base
Products designed to work together	<ul style="list-style-type: none"> • Online sizing and selection tools for easy design • Fewer installation problems • Higher-performance equipment
Easy customization	<ul style="list-style-type: none"> • Custom sizes, finishes, materials and more • Optimized cost, size and performance
Geniune Thomson quality	<ul style="list-style-type: none"> • Fewer defects and field failures • Lower overall cost of ownership
Global company	<ul style="list-style-type: none"> • Sales and support around the globe • Safe partner with proven track record • Knowledge about local standards and preferences

Miniature Lead Screws



Thomson is a global leader in lead screw technology. Our broad offering, high quality and ability to customize set us apart.

Miniature Brakes



Thomson Deltran Power-off brakes have been providing low-cost, high-performance solutions in small diameters for more than 50 years. We offer brakes with the highest torque-to-diameter ratios on the market.

Miniature Linear Motion Systems








Thomson was the first company in the world to present a linear motion system. Today we offer a large range of different models, including miniature sizes.

Customization






Thomson offers customized solutions for all of our products – from a minor adjustment to a completely new design. See page 15 or contact us for more information.



Miniature Components and Systems Overview

Linear Motion Miniature Products Overview*					
Product Image	Product Group	Product Line Name (Product Suffix)	See Page	Basic Specifications	
	Lead Screws	Thomson BSA Lead Screw and MTS Flange Mount Supernut (MTS)	8	6 – 20 mm 3/16 – 3/4 in.	
		Thomson BSA Lead Screw and AFT Anti-Backlash Supernut (AFT)	8	10 mm 3/8 – 1/2 in.	
		Thomson BSA Lead Screw and XC Anti-Backlash Supernut (XC)	8	6 – 24 mm 3/16 – 1 in.	
	Ball Screws	Miniature Metric Rolled - Flanged (FSI) Miniature Metric Rolled - Threaded (TSI) Miniature Metric Rolled - Round (RSI)	9	10– 12 mm	
	Linear Bearings	60 Case® Linear Race Shafting and Miniature Instrument Bearing (INST)	10	1/8 – 1/4 in.	
		60 Case® Linear Race Shafting and Miniature Metric Bearing (MM)	10	3 – 12 mm	
		60 Case® Linear Race Shafting and Super Ball Bushing Bearing (SP)	10	12 – 40 mm 1/2 – 1-1/2 in.	
	Profile Rail Guides	Microguide™ (TSR)	11	5 – 15 mm	
	Glide Screws	Glide Screw™ (GS)	12	4 – 10 mm 3/16 – 3/8 in.	
	Linear Motion Systems	MicroStage® (MS)	13	MS25: 50 x 25 MS33: 60 x 33	

Rotary Motion Miniature Products Overview*

	Product Group	Product Line Name (Product Suffix)	See Page	Basic Specifications	
	Brakes	Metric Power-off Brake (MBRP)	14	37 – 75 mm	
		Spring-set Power-off Brake (FSB)	14	34.8 – 44.5 mm	

 Products providing thrust
 Products providing guidance

 Products providing both thrust and guidance
 Products providing rotary motion control

	Unit of Measure		Anti-backlash or Preload Feature	No or Low Maintenance Required	Noise Level	Product Cost Level	Stiffness Properties	Accuracy Properties	Corrosion Resistance Properties	Thrust Capacity Level	Guidance Capacity Level
	Metric	Inch									
	•	•		•	★ ★ ★	★ ★ ★	★	★	★ ★ ★	★ ★	–
	•	•	•	•	★ ★ ★	★ ★	★	★ ★	★ ★ ★	★	–
	•	•	•	•	★ ★ ★	★ ★	★	★ ★	★ ★ ★	★ ★	–
	•				★	★ ★	★	★ ★ ★	★	★ ★ ★	–
		•			★ ★	★	★ ★	★ ★ ★	★ ★ ★	–	★
	•				★ ★	★ ★ ★	★ ★	★ ★	★ ★	–	★ ★
	•	•	•		★ ★	★ ★ ★	★	★ ★	★ ★	–	★ ★
	•		•		★ ★	★ ★	★ ★ ★	★ ★ ★	★ ★ ★	–	★ ★ ★
	•	•		•	★ ★ ★	★ ★	★	★	★ ★ ★	★ ★	★ ★
	•		•	•	★ ★	★	★	★ ★	★ ★	★ ★	★

	Unit of Measure		Manual Release Function	No Maintenance Required	Noise Level	Product Cost Level	Torque to Size Ratio	Energy Efficiency Level	Corrosion Resistance Properties	Backlash Level	Expected Life
	Metric	Inch									
	•	•	•	•	★ ★ ★	★ ★ ★	★ ★ ★	★ ★ ★	★ ★	★ ★	★ ★
	•	•		•	★ ★	★ ★ ★	★ ★ ★	★ ★ ★	★ ★	★ ★	★ ★

- ★ Good
- ★ ★ Better
- ★ ★ ★ Best

*These are a small selection from our standard product ranges. More product ranges are available, and most products also come in additional sizes and versions. Thomson specializes in making customized products to meet your exact specifications. See page 15 for more information.

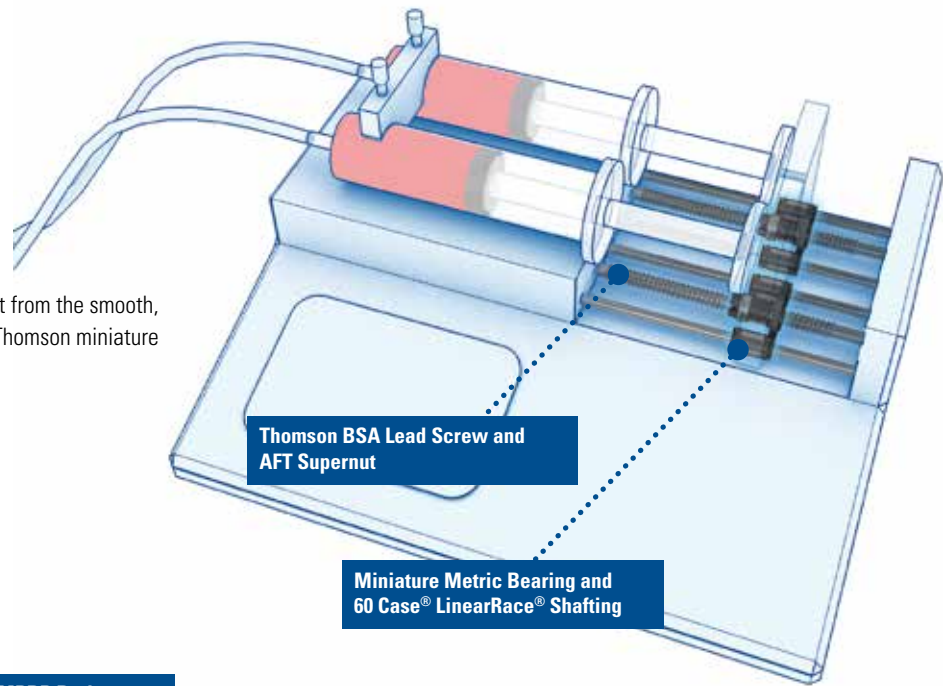
Applications

Miniature linear motion components are ideal for applications where precise movement of small loads is critical. In particular, they add value in instruments for medical diagnostics, test and measurement equipment, and engraving and printing, as well as a broad range of fluid pumping and pick-and-place applications.

Fluid Pumping

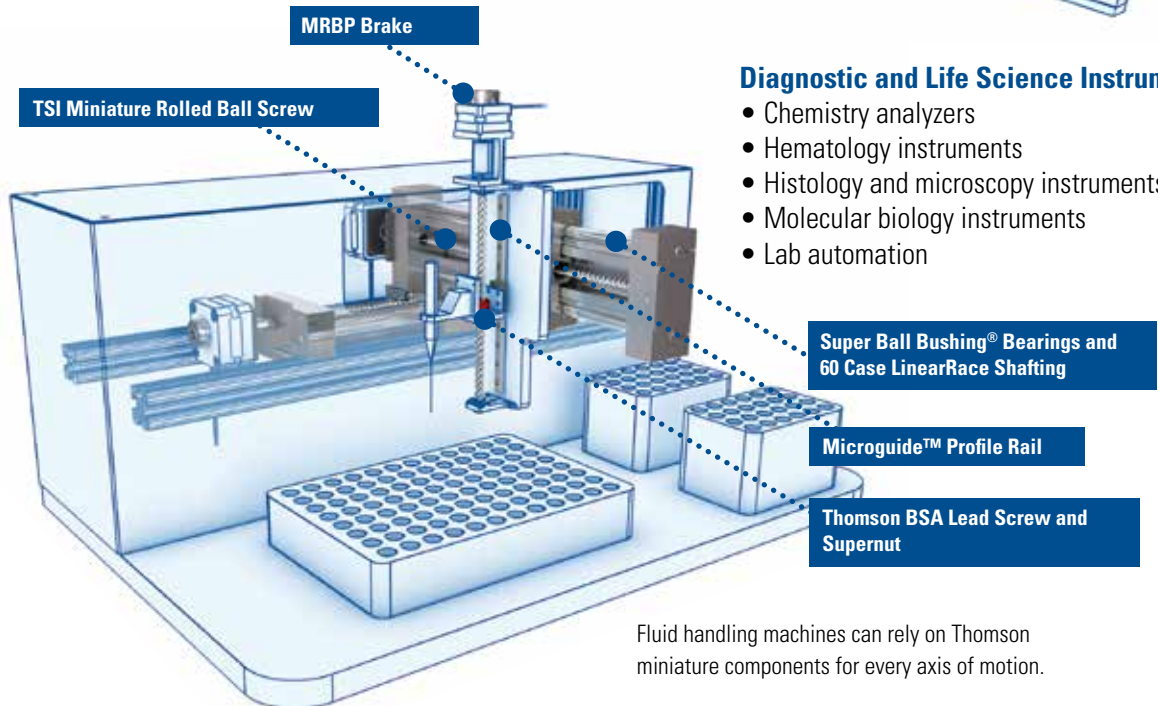
- Medical infusion pumps
- Industrial fluid pumps
- Lubrication pumps
- Syringe pumps

Fluid pumps benefit from the smooth, precise motion of Thomson miniature components.



Thomson BSA Lead Screw and AFT Supernut

Miniature Metric Bearing and 60 Case LinearRace Shafting



TSI Miniature Rolled Ball Screw

MRBP Brake

Diagnostic and Life Science Instruments

- Chemistry analyzers
- Hematology instruments
- Histology and microscopy instruments
- Molecular biology instruments
- Lab automation

Super Ball Bushing Bearings and 60 Case LinearRace Shafting

Microguide Profile Rail

Thomson BSA Lead Screw and Supernut

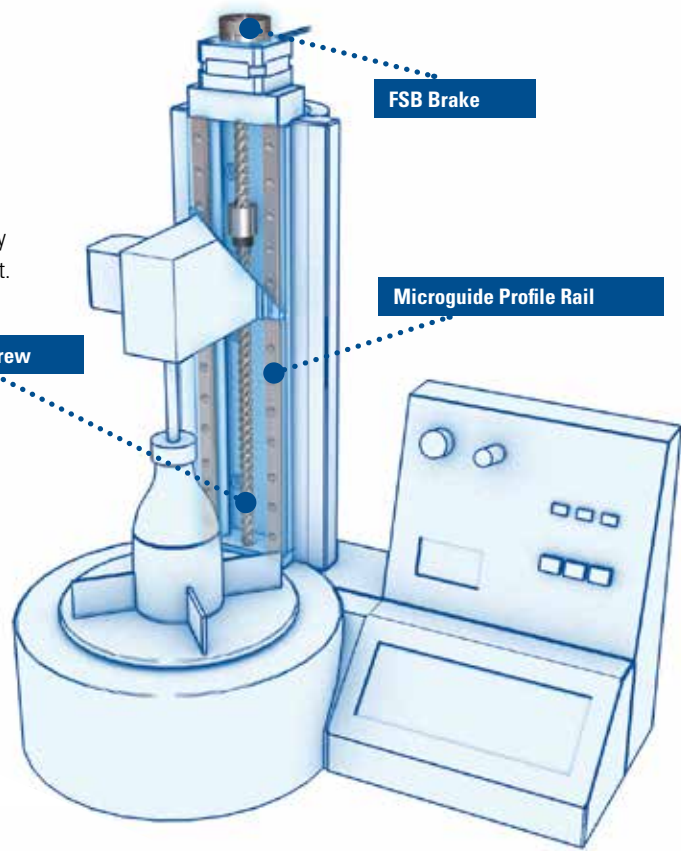
Fluid handling machines can rely on Thomson miniature components for every axis of motion.

Applications

Test and Measurement Equipment


- Torque testers
- Load and pull testers

Cap tightening/inspection machines utilize a system of miniature Thomson components that have been engineered to work together, thereby reducing design time and overall time to market.



Robotics and Pick & Place Equipment

- Engraving, scanning and printing machines
- Electronics manufacturing equipment
- Medical surgery manipulators/robots
- Manipulators for use in hazardous areas
- Camera inspection equipment



MicroStage® Linear Motion System

Glide Screw™

Thomson provides custom sizes, finishes and materials for engraving/printing machines to deliver an optimized solution.

Other Applications

- Portable installations (e.g. bedside scanner)
- Portable ventilators
- Dosage equipment
- Electronics manufacturing equipment
- Inspection, scanning and printing equipment
- Packaging and dispensing equipment
- Aerospace and defense applications
- Vending machines

Lead Screws

Thomson BSA Lead Screw and Supernut (MTS, AFT and XC)



Main Features

Thomson BSA Lead Screw

- Lead accuracy up to 0.003 in./ft. (75 µm/300 mm)
- Highly customizable solutions for OEM applications
- Precision screw machining
- Optional materials and coatings available

Supernut MTS

- Excellent lubricity and dimensional stability
- Cost-effective manufacturing, including integral flange

Supernut AFT

- Designed for light load applications
- Offers smooth movement and low drag torque
- Anti-backlash adjusts for wear for the life of the nut

Supernut XC

- Utilizes Thomson BSA patented ActiveCAM technology
- Offers low drag torque and high axial stiffness
- Anti-backlash ensures consistent performance and repeatability

Microsite: www.thomsonlinear.com/mini

Visit our microsite for more information on our miniature products offering.

Website: www.thomsonlinear.com

Visit the lead screw section on our website to see our complete range of lead screws and find useful resources such as:

- Product selector
- Linear Motioneering sizing and selection software
- CAD models
- Webinars
- Literature and technical articles

Performance Specifications

Product Line		Supernut		
Model		MTS	AFT	XC
Screw diameter range				
metric version	[mm]	6 – 20	10	6 – 24
inch version	[in.]	3/16 – 3/4	3/8 – 1/2	3/16 – 1
Lead range				
metric version	[mm]	1 – 50	2 – 20	1 – 50
inch version	[in.]	0.031 – 2.000	0.050 – 1.200	0.050 – 2.000
Backlash		[mm]	0	0
Axial design load, maximum		[N]	110	1560
Accuracy, standard rolled (precision rolled)		[µm/300 mm]	250 (75)	
Maintenance		Designed to minimize preventative maintenance		

Ball Screws

Miniature Metric Rolled Ball Screw (FSI, TSI, RSI)



Main Features

- Design maximizes load capacity
- Quiet and smooth performance
- Flexible ball nut mounting configurations and rapid prototyping
- Exceeds 100% more capacity than competition in most sizes
- Higher load capacity equates to longer life
- Precision rolled screws to T7 accuracy class

Microsite: www.thomsonlinear.com/mini

Visit our microsite for more information on our miniature products offering.

Website: www.thomsonlinear.com

Visit the ball screw section on our website to see our complete range of ball screws and find useful resources such as:

- Product selector
- Linear Motioneering sizing and selection software
- CAD models
- Webinars
- Literature and technical articles

Performance Specifications

Product Line					
Screw diameter, nominal	[mm]	10	10	10	12
Lead	[mm]	2	3	10	2
Nut size (diameter × length)	[mm]	∅19.5 × 22	∅21 × 29	∅23 × 35	∅20 × 40
Dynamic load capacity ⁽¹⁾	[kN]	2.0	4.8	2.9	6.8
Static load capacity	[kN]	3.4	8.6	5.2	13.1
Length of screw, maximum	[mm]	1800			
Axial backlash, maximum	[mm]	0.05			
Material		Carbon Steel			
Maintenance		High load density ensures maximum life			

(1) L10 life is based on one million revolutions.

Linear Bearings

60 Case[®] LinearRace[®] Shafting and Linear Bearings (INST, MM and SP)



Main Features

60 Case LinearRace Shafting

- Manufactured to the highest quality standards
- Different materials, surface treatments and special machining available

Miniature Instrument Bearing (INST)

- High accuracy and responsiveness
- For smaller loads

Miniature Metric Bearing (MM)

- Light and compact
- Up to 27 times longer life than conventional linear bearings

Super Ball Bushing[®] Bearing (SP)

- Low cost, easy to install and long life
- Industry standard for self-aligning linear bearings

Microsite: www.thomsonlinear.com/mini

Visit our microsite for more information on our miniature products offering.

Website: www.thomsonlinear.com

Visit the linear bearings and guides section on our website to see our complete range of linear bearings and guides and find useful resources such as:

- Product selector
- Linear Motioneering sizing and selection software
- CAD models
- Webinars
- Literature and technical articles

Performance Specifications

Product Line	Unit of measure version	Miniature Instrument (INST)		Miniature Metric (MM)		Super Ball Bushing (SP)	
		Inch	Metric	Metric	Inch		
Shafting size range							
metric version	[mm]	-	3 – 12	12 – 40	-		
inch version	[in.]	1/8 – 1/4	-	-	1/2 – 1-1/2		
Dynamic bearing load, maximum							
metric version	[N]	84	650	14700	-		
inch version	[lbf]			-	3000		
Linear speed, maximum	[m/s]	3					
Friction coefficient		0.001 - 0.004					
Bearing material (standard configuration)		440 stainless steel		Carbon steel and delrin			
Maintenance		Light lubrication					

Profile Rail Guides

Microguide™ (TSR)



Main Features

- Low profile
- Comes in two profile styles - standard and wide
- Available in two accuracy classes - H and P
- Quiet and smooth operation
- Low weight
- Industry standard, drop-in replacement
- High moment load capacity
- Two-track, gothic-arch ball groove geometry enables single rail application

Microsite: www.thomsonlinear.com/mini

Visit our microsite for more information on our miniature products offering.

Website: www.thomsonlinear.com

Visit the profile rail bearings section on our website to see our complete range of linear bearings and guides and find useful resources such as:

- Product selector
- Linear Motioneering sizing and selection software
- CAD models
- Webinars
- Literature and technical articles

Performance Specifications

Product Line		Microguide								
Model		TSR5Z	TSR7Z	TSR7ZW	TSR9Z	TSR9ZW	TSR12Z	TSR12ZW	TSR15Z	TSR15ZW
Size of carriage and rail (width × height)	[mm]	6 × 12	8 × 17	9 × 25	10 × 20	12 × 30	13 × 27	14 × 40	16 × 32	16 × 60
Rail length, minimum/maximum	[mm]	40/160	40/1000	50/1010	55/1015	50/1010	70/1020	70/1030	150/1030	110/1030
Dynamic load, maximum	[N]	336	924	1370	1544	2450	2780	4020	4410	6660
Linear speed, maximum	[m/s]	3								
Acceleration, maximum	[m/s ²]	50								
Accuracy	[± mm]	up to 0.01								
Material	[kg/m]	440 stainless steel								
Maintenance		Little or no lubrication								

Glide Screws

Glide Screw™ (GS)



Main Features

- Lead screw and linear bearing combined
- Patented design
- Aligned from factory
- Side load and moment load capable
- Integrated lubrication block - no maintenance required
- Smooth and quiet motion
- Cylindrical or flanged nuts available
- Versions for high temperature, clean room and food grade applications available

Microsite: www.thomsonlinear.com/mini

Visit our microsite for more information on our miniature products offering.

Website: www.thomsonlinear.com

Visit the Glide Screw section on our website to see our complete range of glide screws and find useful resources such as:

- Product selector
- CAD models
- Webinars
- Literature and technical articles

Performance Specifications

Product Line		Glide Screw					
Model		GS4	GS6	GS10	GS18	GS25	GS37
Screw diameter							
metric version	[mm]	4	6	10	-	-	-
inch version	[in.]	-	-	-	0.188	0.250	0.375
Screw lead							
metric version	[mm]	1, 4, 8	1, 6, 12	2, 6, 12	-	-	-
inch version	[in.]	-	-	-	0.05, 0.125	0.05, 0.5, 0.75	0.063, 0.5, 1
Screw length, maximum							
metric version	[mm]	150	250	450	-	-	-
inch version	[in.]	-	-	-	6	10	18
Axial load, maximum							
metric version	[N]	89.0	133.4	311.4	-	-	-
inch version	[lbs]	-	-	-	30	45	70
Moment load, maximum							
metric version	[Nm]	2.3	5.4	15.5	-	-	-
inch version	[in-lbs]	-	-	-	20.5	47.5	137.5
Maintenance		Maintenance free					

Linear Motion Systems

MicroStage® (MS25 and MS33)



Main Features

- Ultra compact
- Low cost
- Low weight
- High accuracy and repeatability
- Smooth motion
- Corrosion-resistant options available
- RediMount™ motor mounting kit included

Microsite: www.thomsonlinear.com/mini

Visit our microsite for more information on our miniature products offering.

Website: www.thomsonlinear.com

Visit the linear motion systems section on our website to see our complete range of linear motion systems and find useful resources such as:

- Product selector
- Linear Motioneering sizing and selection software
- CAD models
- Webinars
- Literature and technical articles

Performance Specifications

Product Line		MicroStage	
Model		MS25	MS33
Profile size (width × height)	[mm]	50 × 25	60 × 33
Dynamic carriage load, maximum	[N]	100	150
Stroke length, maximum	[mm]	705.5	704
Linear speed, maximum	[m/s]	0.85	1.02
Accuracy	[± mm]	0.18 / 300	
Repeatability	[± mm]	0.005	
Type of screw		Lead screw	
Maintenance		Lubrication of screws and guides	

Brakes

Power-off Brakes (MBRP and FSB)



Main Features

MBRP Series

- Spring-set electromagnetic power-off brake
- Five frame sizes
- Low cost
- Simple installation
- Superior torque-to-size ratio
- Energy efficient
- Optional manual release lever available
- UL-recognized component

FSB Series

- Spring-set electromagnetic power-off brake
- Two frame sizes
- Low cost
- Simple installation
- Superior torque-to-size ratio
- Energy efficient

Microsite: www.thomsonlinear.com/mini

Visit our microsite for more information on our miniature products offering.

Website: www.thomsonlinear.com

Visit the clutches and brakes section on our website to see our complete range of clutches and brakes and find useful resources such as:

- CAD models
- Webinars
- Literature and technical articles

Performance Specifications

Product Line		Metric Power-off Brake					Power-off Brake	
Model		MBRP15	MBRP19	MBRP22	MBRP26	MBRP30	FSB15	FSB17
Body diameter	[mm]	37	47	56	65	75	34.8	44.5
Body length	[mm]	32	32	32	34	36	22.9	26.9
Mounting hole bolt circle diameter	[mm]	32	40	48	58	66	30	39.2
Hub bore sizes	[mm]	5, 6	6, 7	8	10	12	3, 4, 5	5, 6, 8
Static torque	[Nm]	0.24	0.5	1	2	4	0.12	0.34
Power	[W]	5	6.5	8.2	11.5	13	6	7
Weight	[kg]	0.2	0.3	0.4	0.6	0.8	0.09	0.27
Supply voltages (standard)	[VDC]	12, 24, 90						

Customization

Applications often have unique challenges that cannot always be solved by an off-the-shelf solution. Thomson specializes in providing custom-engineered solutions quickly and cost effectively to address these requirements.

Thomson has proven that custom designs can offer optimum performance at a low overall cost. 3D CAD design, rapid prototyping and flexible manufacturing have made customization a faster process. Once the product is ready and approved, it will be manufactured and shipped as quickly as a standard product.



A selection of custom lead screw nuts

Selection of Customization Possibilities

Type of customization	Examples
Custom materials	<ul style="list-style-type: none"> • Stainless steel bearings or an aluminium/plastic housing • Nuts or bushings made in a special metal, plastic, composite or ceramic material • Replacement of hardware to meet demands in special environments
Custom surface treatment	<ul style="list-style-type: none"> • Paint of different quality and/or color • Thicker anodization on aluminum parts • Specially coated screws or sliding surfaces (PTFE, chrome, black oxide, etc.)
Custom size or geometry	<ul style="list-style-type: none"> • Non-standard stroke lengths • Custom end machining or motor/mounting interfaces • Special nut, carriage or flange designs
Custom assemblies	<ul style="list-style-type: none"> • Product shipped with mounting brackets, gearboxes and/or motors mounted • Product shipped in parts or sub-assemblies for the customer to assemble • Product shipped mounted to the customer's equipment
Custom services	<ul style="list-style-type: none"> • Special lubrication • Special stocking or transportation program • Training of engineers, maintenance or other personnel • Special service, repair and/or maintenance program • Special packaging, testing, certification or quality control procedures • Engineering evaluation
New designs	<ul style="list-style-type: none"> • Change or combine one or several products into a new product • Clean sheet designs

USA, CANADA and MEXICO

Thomson
203A West Rock Road
Radford, VA 24141, USA
Phone: 1-540-633-3549
Fax: 1-540-633-0294
E-mail: thomson@thomsonlinear.com
Literature: literature.thomsonlinear.com

EUROPE

United Kingdom

Thomson
Office 9, The Barns
Caddesdown Business Park
Bideford
Devon, EX39 3BT
Phone: +44 (0) 1271 334 500
E-mail: sales.uk@thomsonlinear.com

Germany

Thomson
Nürtinger Straße 70
72649 Wolfschlügen
Phone: +49 (0) 7022 504 0
Fax: +49 (0) 7022 504 405
E-mail: sales.germany@thomsonlinear.com

France

Thomson
Phone: +33 (0) 243 50 03 30
Fax: +33 (0) 243 50 03 39
E-mail: sales.france@thomsonlinear.com

Italy

Thomson
Largo Brughetti
20030 Bovisio Masciago
Phone: +39 0362 594260
Fax: +39 0362 594263
E-mail: info@thomsonlinear.it

Spain

Thomson
E-mail: sales.esm@thomsonlinear.com

Sweden

Thomson
Estridsväg 10
29109 Kristianstad
Phone: +46 (0) 44 24 67 00
Fax: +46 (0) 44 24 40 85
E-mail: sales.scandinavia@thomsonlinear.com

ASIA

Asia Pacific

Thomson
E-mail: sales.apac@thomsonlinear.com

China

Thomson
Rm 2205, Scitech Tower
22 Jianguomen Wai Street
Beijing 100004
Phone: +86 400 6661 802
Fax: +86 10 6515 0263
E-mail: sales.china@thomsonlinear.com

India

Thomson
c/o CNRG Energy India Pvt. Ltd.
Unit No. FF A 07
rt Guild House, A Wing, 1st Floor, L.B.S Marg
Kurla – West, Mumbai – 400070 India
Phone: +0091 22 6249 5043
E-mail: sales.india@thomsonlinear.com

Japan

Thomson
Minami-Kaneden 2-12-23, Suita
Osaka 564-0044 Japan
Phone: +81-6-6386-8001
Fax: +81-6-6386-5022
E-mail: csjapan@scgap.com

Korea

Thomson
F7 Ilsong Bldg, 157-37
Samsung-dong, Kangnam-gu,
Seoul, Korea (135-090)
Phone: +82 2 6917 5049
Fax: +82 2 528 1456
E-mail: sales.korea@thomsonlinear.com

SOUTH AMERICA

Brazil

Thomson
Av. Tamboré, 1077
Barueri, SP – 06460-000
Phone: +55 (11) 3616-0191
Fax: +55 (11) 3611-1982
E-mail: sales.brasil@thomsonlinear.com