

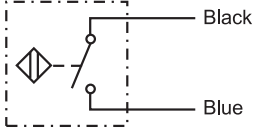
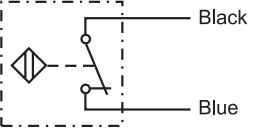
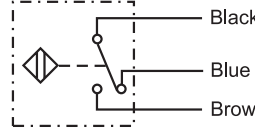
Magnetic Sensors for Linear Actuators

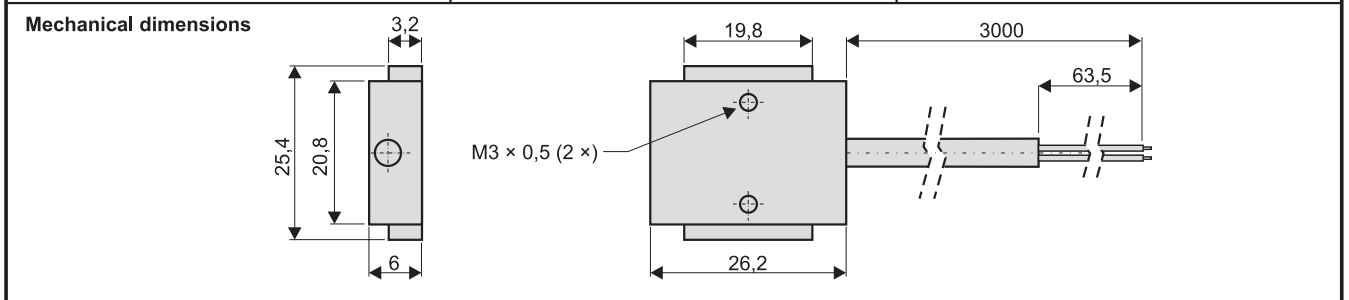
Installation Manual

Edition 2020-08

DW110237GB-1402



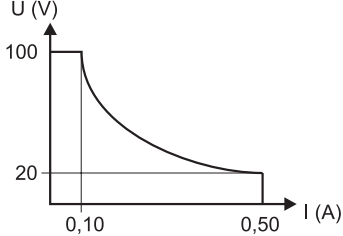
<p>Magnetic Sensor N.O. (normally open) P/n. D535 070</p>	<p>Magnetic Sensor N.C. (normally closed) P/n. D535 071</p>	<p>Magnetic Sensor Changing contact P/n. D535 073</p>
<p>Connection diagram</p> 	<p>Connection diagram</p> 	<p>Connection diagram</p> 



Mechanical data	Housing material	PA 6.6	Operating temperature	-25°C – +65°C
	Cable	3 m PUR 2(3) × 0,14 mm ²	Protection class	IP 67
	Mechanical life	3 × 10 ⁸ operations at resistive load		

Electrical data

Max. power	10 VA
Max. voltage	100 Vdc
Max. current	0,5 A
Max. contact resistance	0,2 ohm

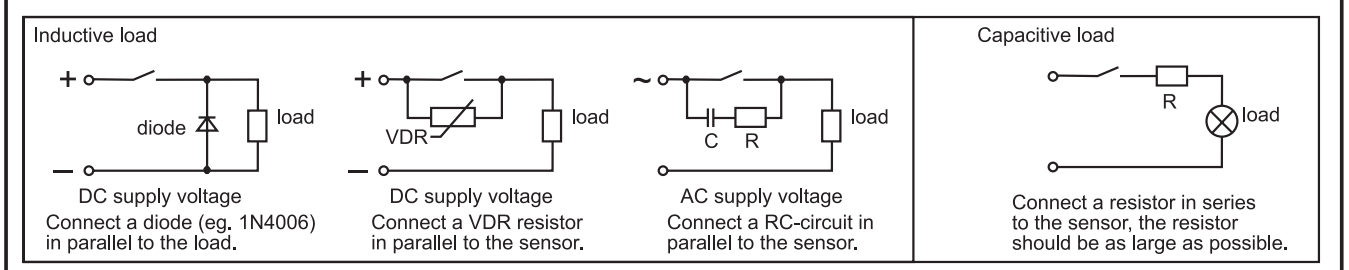


U (V)	I (A)
20	0,50
24	0,417
48	0,208
100	0,10

Graph only for resistive load

Contact protection

Very often the load has an inductive or capacitive character. In these cases it is important to protect the contact against spikes and high power. There is no general solution for all the different applications, but the following information gives some important guide lines.



General application information

The duration of the signal from the sensor when the magnet passes depends mainly upon two factors. The first is the length of the magnet and the second is the speed of the magnet. The length of the magnet can be found in the manuals for each product while the speed must be calculated by the customer. If the duration of the signal becomes too short the input device for the signal (relay, PLC input, etc.) may not be able to detect it. Note that the response time for different input devices differ very much. The duration of the signal from the sensor will also vary depending on the temperature, current, supply voltage or/and vibrations. The type of contact protection will also affect the duration of the signal. If there is a problem to detect a signal or if the function becomes erratic, try the following operations:

1. Select an input device with better (shorter) response time.
2. Reduce the speed (if possible).
3. Reduce the current or the supply voltage.

Version History	
Edition	Reason for revision
2014-02	Added D535073 and change of layout
2020-08	Typo fixed.

DW110237GB-2020-08 TJ
 Specifications are subject to change without notice. It is the responsibility of the product user to determine the suitability of this product for a specific application. All trademarks property of their respective owners. © Thomson 2014.