



Motion Solutions for Packaging Applications

Linear and rotary components for optimal packaging machine performance

www.thomsonlinear.com

THOMSON[®]

A REGAL REXNORD BRAND



Helping You Build a Better Packaging Machine

Often the ideal design solution is not about finding the fastest, sturdiest, most accurate or even the least expensive option. Rather, the ideal solution is the optimal balance of performance, life and installed cost. Thomson is best positioned to help packaging industry machine builders quickly configure a balanced motion solution for each application.

The right technology for each job. Frequently the same machine function can be achieved in different ways. Thomson owns the broadest offering of mechanical motion technologies in the industry. We offer unbiased counsel on the best choices for each application.

The optimal form, fit and function. Thomson offers the broadest collection of standard products. Modified versions of standard products are routine. White paper solutions are available across the entire portfolio. Special needs can be addressed. For example, many Thomson products offer stainless steel and other protective options for food/beverage, wash down, particulate and corrosive environments.

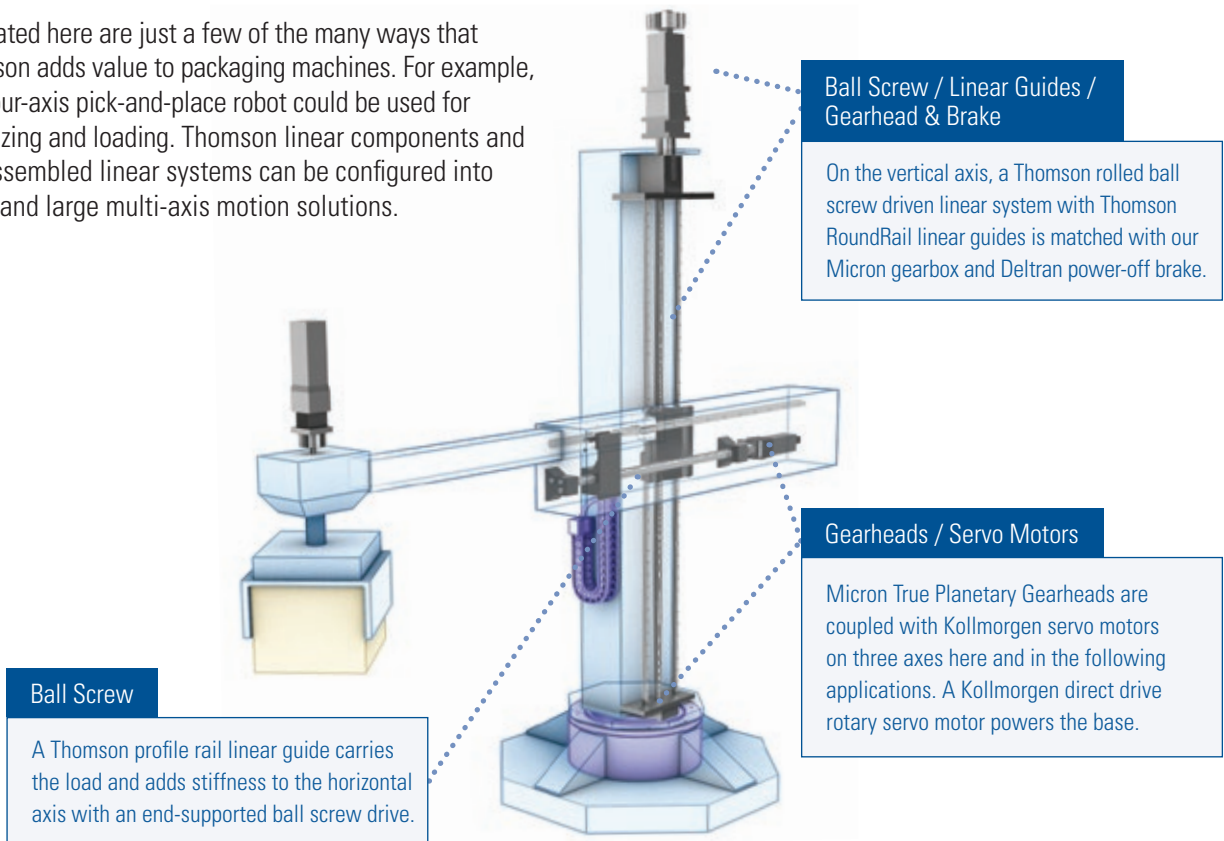
Unmatched application expertise. Choose Thomson and gain access to over 70 years of global application and problem-solving experience across many industries.

More competitive packaging machines. Thomson is available early in the design process to help optimize machine performance, life and cost. Then enjoy peace of mind during the production life of your machine as we provide the quality components, predictable costs and on-time delivery to keep your business running smoothly. Thomson is the name you can trust. Call us today or any of our 2,000+ distribution partners around the world.



Pick-and-Place / Palletizing

Illustrated here are just a few of the many ways that Thomson adds value to packaging machines. For example, this four-axis pick-and-place robot could be used for palletizing and loading. Thomson linear components and pre-assembled linear systems can be configured into small and large multi-axis motion solutions.



Ball Screw

A Thomson profile rail linear guide carries the load and adds stiffness to the horizontal axis with an end-supported ball screw drive.

Ball Screw / Linear Guides / Gearhead & Brake

On the vertical axis, a Thomson rolled ball screw driven linear system with Thomson RoundRail linear guides is matched with our Micron gearbox and Deltran power-off brake.

Gearheads / Servo Motors

Micron True Planetary Gearheads are coupled with Kollmorgen servo motors on three axes here and in the following applications. A Kollmorgen direct drive rotary servo motor powers the base.

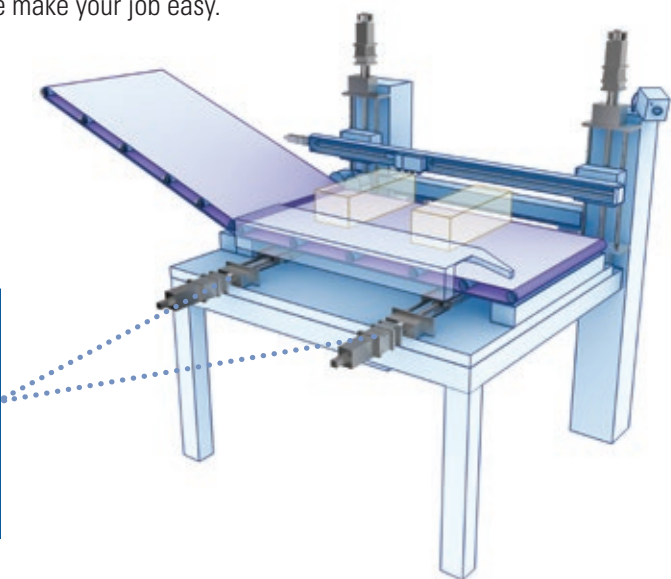
Label Printing / Scanning

Accuracy, high speed and flexibility can be achieved with modest mechanical engineering effort when Thomson is your partner. Our vast breadth of standard motion control components and decades of application experience make your job easy.

Simple engineering achieves optimal performance with Thomson.

Linear Systems

Here, a three-axis gantry robot is assembled from a combination of four Thomson pre-assembled linear systems with linear guide and ball screw components along a conveyor belt transporting boxes of varying size. A vision recognition system identifies the boxes so that printing (or scanning) can be done while they remain in motion.

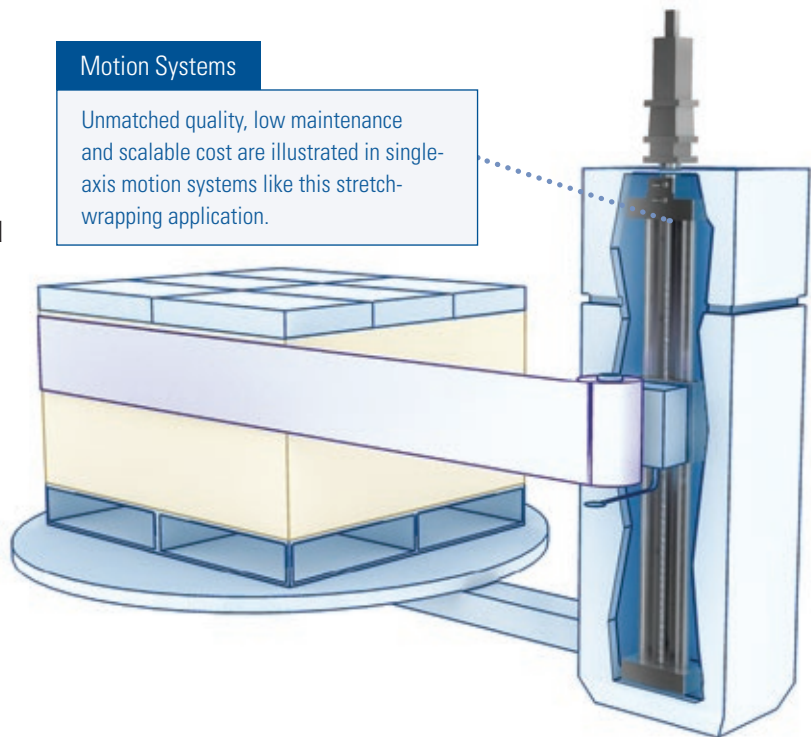




Stretch Wrapping

Simple, high-quality machines can be built from standard components providing long life, virtually maintenance-free. Thomson owns multiple linear motion technologies capable of accomplishing the same task and unbiased support to help dial in the optimal balance of performance, life and total cost.

Speed up the design process and fine-tune your machine with help from Thomson.



Motion Systems

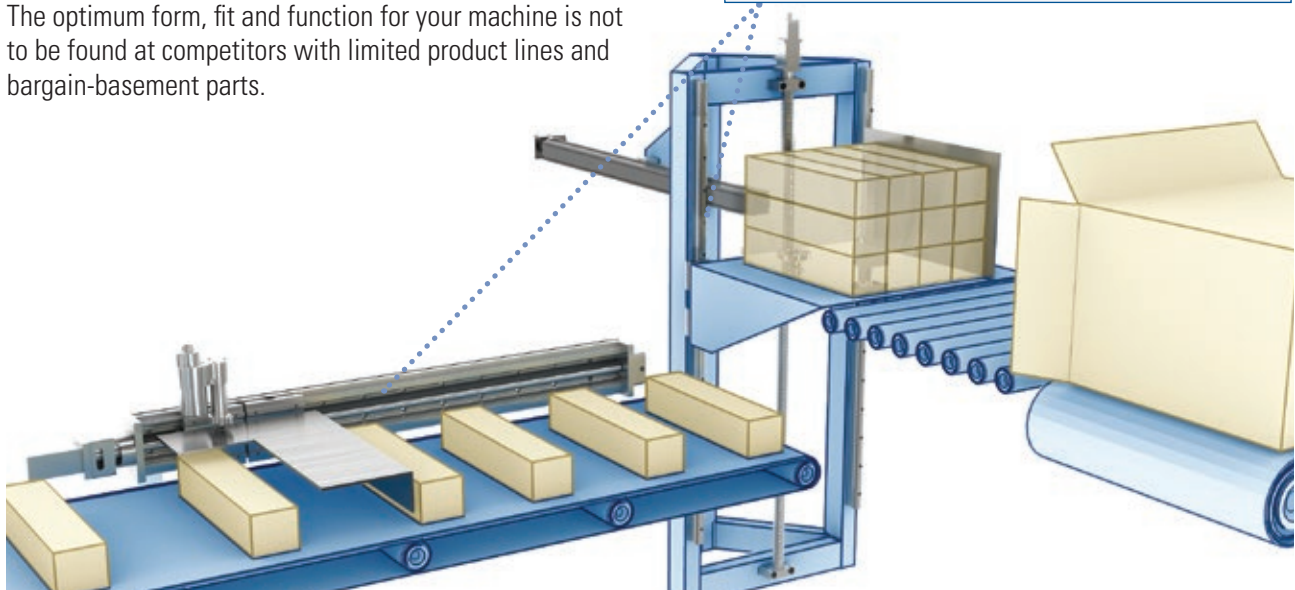
Unmatched quality, low maintenance and scalable cost are illustrated in single-axis motion systems like this stretch-wrapping application.

Carton Packing

If you are building your own production line or manufacturing machines for resale, Thomson is uniquely positioned to help you get the job done right the first time.

Carton packing applications, for example, may have special needs best met with a combination of standard and customized mechanical components. At Thomson, modified versions of standard product are routine. White sheet design solutions are available across the entire product portfolio.

The optimum form, fit and function for your machine is not to be found at competitors with limited product lines and bargain-basement parts.



Pre-Assembled and Modified Systems and Components

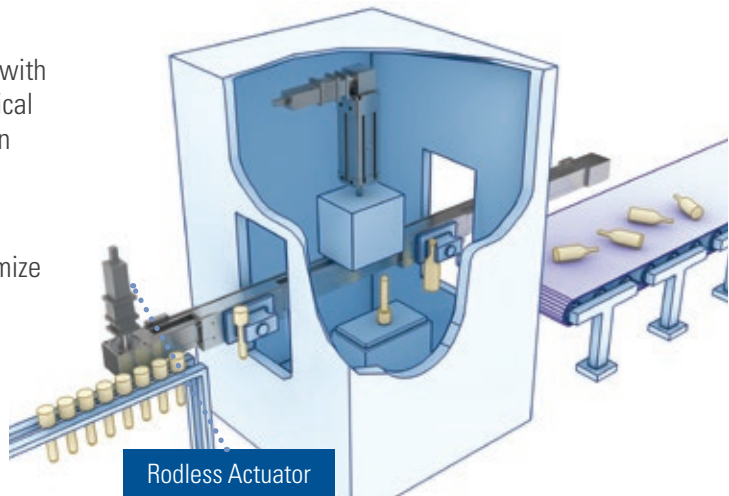
Here, the most efficient and cost-effective solution involves a thoughtful combination of pre-assembled Thomson linear systems, separate linear guide and ball screw components, Deltran clutches and brakes, Micron gearheads and a slightly modified electric linear actuator.

PET Bottle Manufacturing

Choose Thomson as a partner and work side-by-side with the inventor and longtime owner of multiple mechanical motion technologies. Leverage decades of application experience on six continents to help build your next machine.

Two carriages are mechanically synchronized to optimize pick-and-place workflow while the rodless electric actuator performs the molding.

Give Thomson a call to discuss the full range of options to optimize performance and control costs.



Rodless Actuator

Here we illustrate how a Thomson rodless electric actuator can make the more commonly used hydraulic cylinder obsolete, providing better control, higher speed, simpler design, less energy consumption and a more environmentally friendly solution.

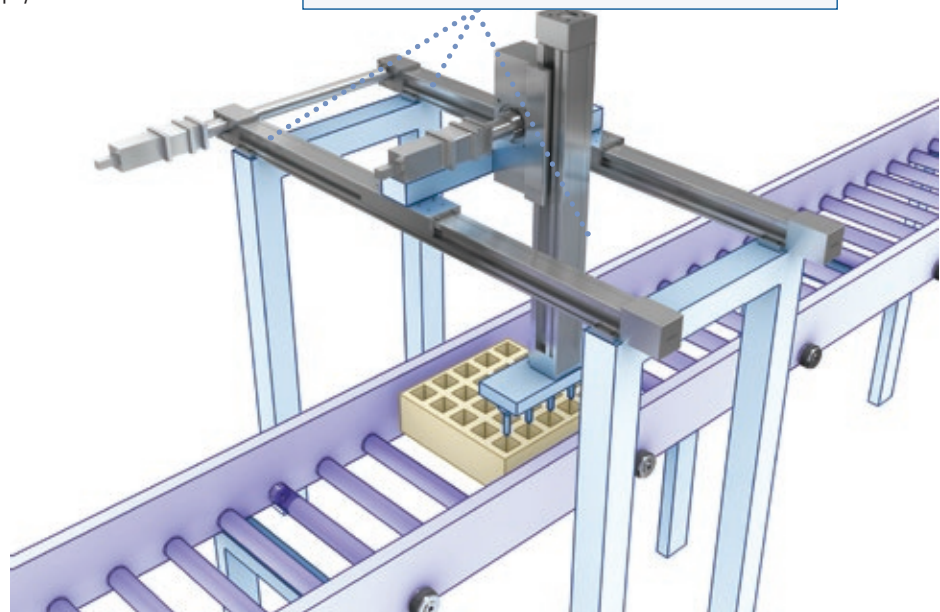
Filling

The right mix of linear motion components enables this filling machine the flexibility to handle a wide range of tasks with minimal changeover.

Work with Thomson early in the design process, then enjoy peace of mind during the production life of your machine as we provide quality components, predictable costs and on-time delivery to keep your business running smoothly.

Linear Systems

A two-axis gantry robot moves a tool with nozzles that fill each row of the pallet. Fully enclosed linear systems keep contaminants out of the mechanisms and also eliminate risk of contaminating the filling process.





Thomson Understands the Packaging Industry

We are deeply experienced with the critical motion-control challenges of the packaging industry, and we have developed quality products and solutions to address them. For example, our Micron gearheads can be ordered in 100 percent stainless steel and with food-grade lubrication. Many Thomson products feature special coatings and other protective options for use in wash-down, particulate and corrosive environments.



OPTIONAL

- Stainless Steel Protection
- Washdown or/and Chemical Protection
- Customization

PROFILE RAIL

With sizes ranging from our ultra compact 5 mm MicroGuide™ to the robust 55 mm 500 Series roller, as well as compliancy ranging from our self-aligning T-Series (transport profile rail) to the extremely rigid, machine-tool-grade roller profile rail, Thomson is your one-stop source for all profile rail.

-
-
-

ROUNDRAIL LINEAR GUIDES & COMPONENTS

While shafts may appear the same, there are significant performance differences due to the manufacturer's selected standards and the manufacturing processes used to achieve them. Combine Thomson's unique design advantages with our tremendous on-hand stock, you will have the tools to deliver the difference.

-
-
-

LEAD, BALL & GLIDE SCREWS

Thomson lead screws are the "just right" solution for many applications, and the patented zero-backlash nut technology provides excellent repeatability with high stiffness and extremely low drag torque.

For the more demanding applications, we offer the most complete line of industrial ball screws in the industry. Our broad product offering and years of application expertise allow us to provide the right solution to meet your unique application requirements.

Part linear bearing, part lead screw, the unique Glide Screw™ combines the best features of these products into an easy to install, one-part solution. In addition, the Glide Screw eliminates alignment issues and comes standard with Thomson's patented Lube-for-Life technology for zero maintenance.

-
-
-

LINEAR ACTUATORS & MOTORIZED LEAD SCREWS

Our linear actuators are designed for rugged, reliable linear motion applications. Numerous choices in stroke, load, motor type, feedback, limits and control options make these linear actuators very versatile. If you can't find the actuator to meet your application needs, call us for an actuator built to your specifications. We build more custom actuators than anyone in the world.

Our motorized lead screws combine a hybrid stepper motor and a precision lead screw together in one compact envelope. Patent-pending Taper-Lock technology allows quick decoupling and secure, properly aligned connections. The result is a smaller, preciser and simpler overall design.

The Broadest Line of Rotary and Linear Motion Components for Optimized Life, Performance and Cost

Thomson is linear motion optimized. We own the broadest standard product offering of mechanical motion technologies in the industry. We routinely and confidently provide modified versions of standard products. And white-sheet design solutions are available across our entire product portfolio.

Thomson invented anti-friction linear technology over 70 years ago and has led the industry ever since. The Thomson brand is recognized and trusted as the global leader in linear motion technology. Turn to us for your packaging motion needs.



PRECISION LINEAR ACTUATORS

The compact design and the high load, accuracy and speed capacities of our precision linear actuators make them ideal for flexible integration in tight areas. These high performance actuators come in several models and sizes with a broad range of options and accessories to meet the requirements of your application.

The EC- and ECT-Series are designed for heavier loads and are perfect for hydraulic replacement in the toughest environments.

The smaller PC-Series is designed for drop-in replacement of pneumatic cylinders making the shift to electrical actuation and control easy and fast.



LINEAR MOTION SYSTEMS & LIFTING COLUMNS

Our linear motion systems can be used virtually anywhere. They can support and move a range of loads and provide high precision and tight tolerances. Pre-engineered, pre-assembled, ready to install, our systems support loads with ball guides, slide guides or wheel guides and actuation with either ball screw, lead screw or belt drive. Easy to use sizing and selection tools as well as 3D models are available at www.linearmotioneering.com.

Thomson lifting columns provide modern design, high performance, and safe operation. Along with maintenance free life, easy installation, and light weight, these lifting columns are a first choice for domestic, medical, and work place applications.

Contact us or any of our 2000+ global distribution partners by scanning the code below
or visiting www.thomsonlinear.com/contact



RegalRexnord™

www.regalrexnord.com

www.thomsonlinear.com

Motion_Solutions_for_Packaging_Applications_CPUK-0002-02 | 20260330KB | MCB-12424-TL-EN-A4 03/26
Specifications are subject to change without notice. It is the responsibility of the product user to
determine the suitability of this product for a specific application. All trademarks property of their
respective owners. ©2026 Thomson Industries, Inc. | 2400 Curtiss Street, Downers Grove, IL 60515 USA

THOMSON®